

LITERACY ANCHOR CHARTS

TEXT COMPLEXITY

STEP I. DETERMINE COMPLEXITY OF TEXT

a. QUANTITATIVE - IDENTIFY LEXILE LEVEL OF STUDENT & TEXT.

b. QUALITATIVE - IDENTIFY POTENTIAL STUDENT STRUGGLES

i. VOCABULARY, LENGTH, CULTURAL BIAS, INTERDISCIPLINARY CONNECTIONS, ETC.

TEXT ANALYSIS
RUBRIC

STEP II. ELECTRONIC DATABASES

a. NC WISE OWL

b. READWORKS

c. LEXILE ANALYZER





LITERACY ANCHOR CHARTS

Get the Gist

WHO..	did what	... why?
MAIN IDEA		

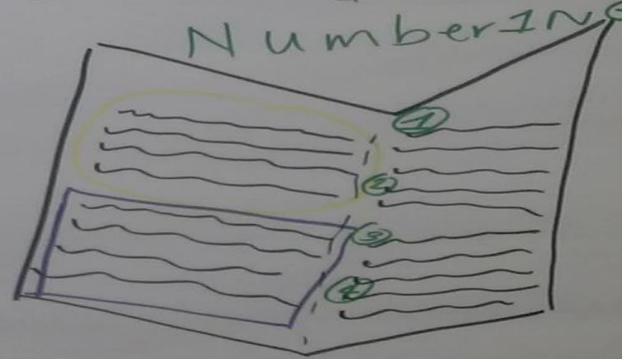
Close reading strategies for a complex **TEXT**

Annotating

-  +  Jot
-  Question
- Prove  Thinking
- Notice Patterns

CHUNKING

+ Numbering



LITERACY ANCHOR CHARTS

Close Reading & Assessment Strategy: **RUBIES**

R **EAD** and re-read the text for understanding.

◆ Think about main ideas + jot notes/questions.

U **NDERLINE** key themes, facts, statements, and/or questions (if assessment).

◆ Eliminate focus on unnecessary information.

B **OX** vocabulary words (especially if meaning is unclear or directly related to question).

◆ Use context clues to narrow down meanings.

I **NSPECT** given answer choices on assessment questions.

◆ Get an idea of the range of possibilities.

E **UMINATE** obviously incorrect answer choices.

◆ Focus in on the best choices only.

S **ELECT** the best remaining answer choice.

◆ Use your knowledge and logic to select an answer.

LITERACY ANCHOR CHARTS

T P E Q E A

Topic - introduces topic of the paragraph

Point - makes a clear argument about the topic

Example - provides an example to back up the main-point

Quotation - provides research to prove the point

Elaboration - explains how the example proves the point

Analysis - analyzes the importance of the argument and takes elaboration one step farther

- interpret
- predict
- compare